

Senhance[®] Surgical System with Digital Laparoscopy

A New Era in Minimally Invasive Surgery

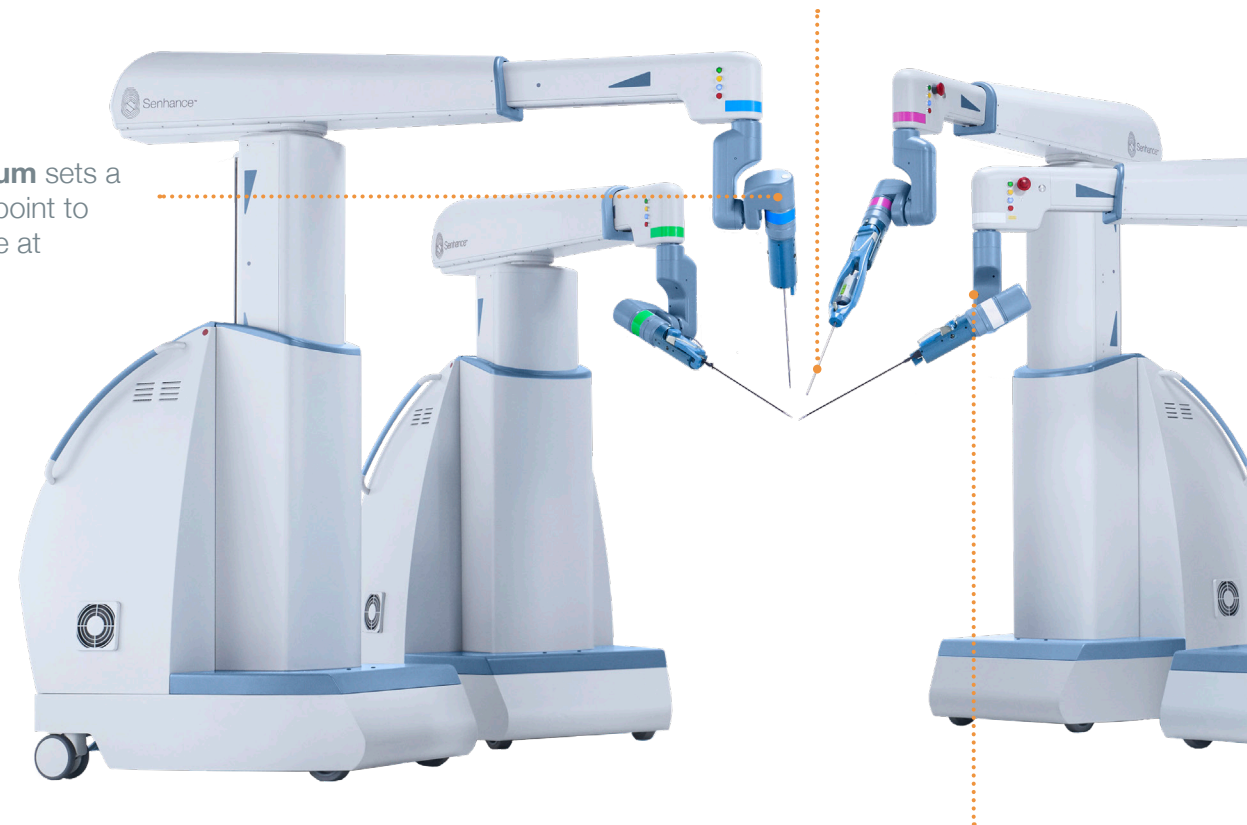


At Asensus,
we're digitizing the
interface between
the surgeon and
patient to pioneer
a new era of
**Performance-
Guided Surgery**
by **unlocking
the Clinical
Intelligence**
to **enable
consistently
superior
outcomes** and a
**new standard of
surgery.**

Digital Laparoscopy Improving the Robotic Surgical Experience in Ways that Matter

Standard reusable instruments
keep costs similar to traditional
laparoscopic instruments

A **digital fulcrum** sets a
digital fulcrum point to
minimize torque at
incision site



Open-platform architecture allows use
and integration of existing OR technologies
to maximize benefit from capital investments
and support surgeon preference

Haptic sensing heightens the
surgeon's sensing of pressure/
tension through alerts if pressure
threshold is reached, for an added
layer of security not currently
available elsewhere

Digital laparoscopy maintains familiar motion, ancillary tools, and techniques

The 3DHD visualization provides the surgeon with additional intelligence regarding depth and spatial relation of organs

Eye-tracking camera control allows surgeons to continuously control camera with their eyes

Allows the surgeon to be seated in an **ergonomically comfortable position** throughout the procedure

Maintain OR Efficiency

- No connecting of arms directly to the trocar, allowing for simple setup
- Open cockpit, which allows for direct sight to the sterile field and clear communication with surgical team
- Manipulator arms that are easily repositioned to adapt to the procedural needs

Senhance Digital Benefits

- Eye-tracking camera control, compatible with 3DHD and HD fluorescence
- Ability to use a digital fulcrum point to minimize torque at incision site
- Improved ergonomics, with surgeon seated comfortably throughout the procedure

Maintain MIS Standards

- Security of haptic sensing that allows for force-sensing during palpation and suturing
- Compatibility with standard laparoscopic trocars allowing robotic and traditional laparoscopy instruments
- Advanced instrumentation including Senhance Microlaparoscopy 3 mm instruments, and Senhance® Ultrasonic Advanced Energy device

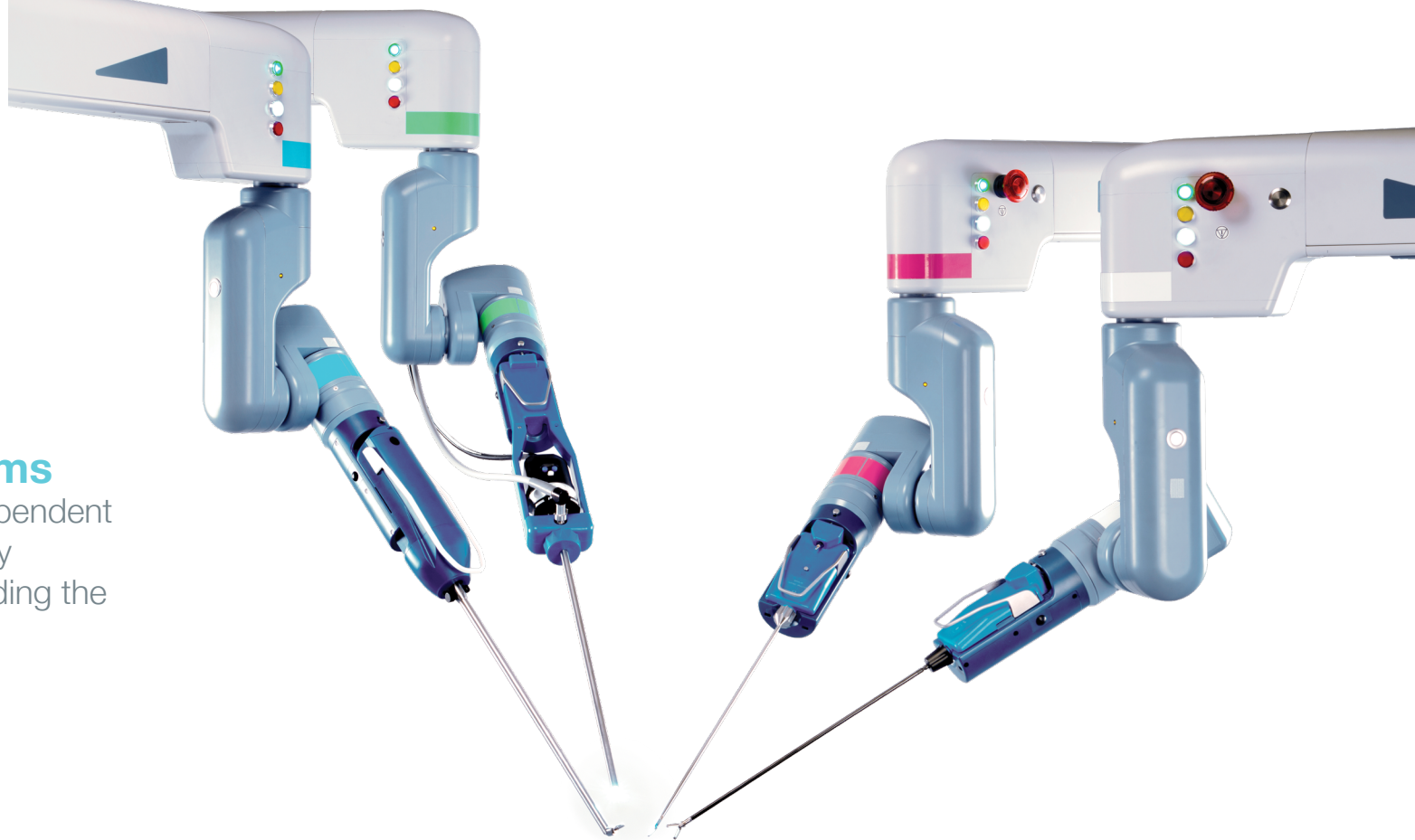
Responsible Economics

- Broad selection of reusable 3 mm, 5 mm and 10 mm instruments
- Maintains per-procedure costs similar to laparoscopy



Flexibility with Interchangeable Arms

Each robotic arm is an independent unit, capable of handling any Senhance instrument, including the endoscope.



Multispecialty and Multiquadrant

Senhance is designed to be used in various surgical specialties, such as gynecology, colorectal and general surgery. It enables the surgeon to access the various abdominal quadrants simply by changing the position of the camera and instruments, and assigning them to the desired robotic arm.

Robotic Precision

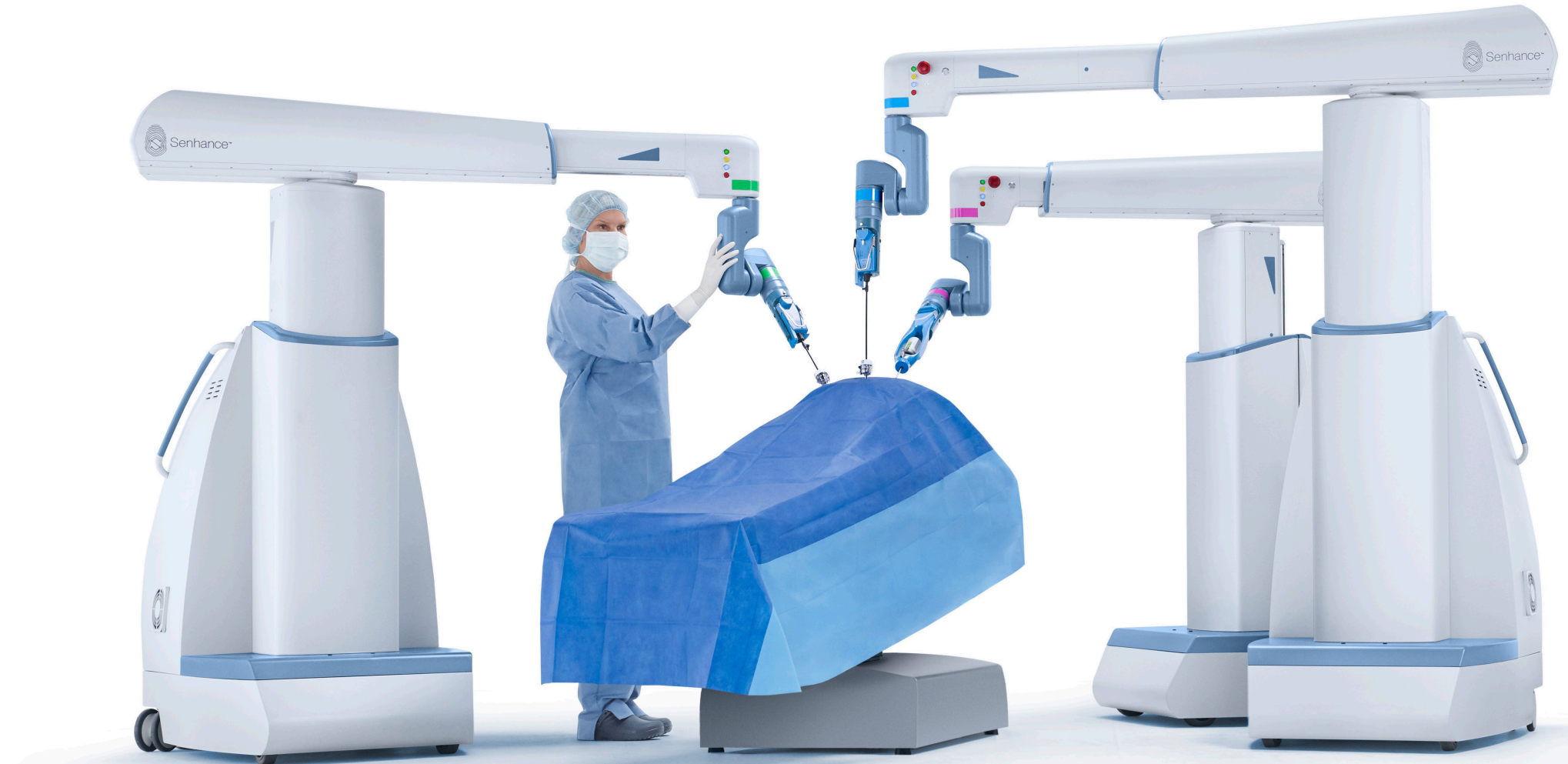
The system allows the surgeon to select appropriate scale to enable precise manipulation during delicate tasks.



FIRST OF ITS KIND

Eye-Tracking Camera Control

With their eye movement, the surgeon utilizes the eye-tracking technology to control the field of view, including pan and zoom features, enabling full control of the third robotic arm.





Comfortable Ergonomics

The surgeon can operate with laparoscopic techniques while seated comfortably at the open cockpit and can easily reposition their arms and hands throughout the duration of surgery by engaging the clutch pedal.

Open Communication

The surgeon is seated at an open cockpit, with direct sight to sterile field, enabling clear communication with surgical team.



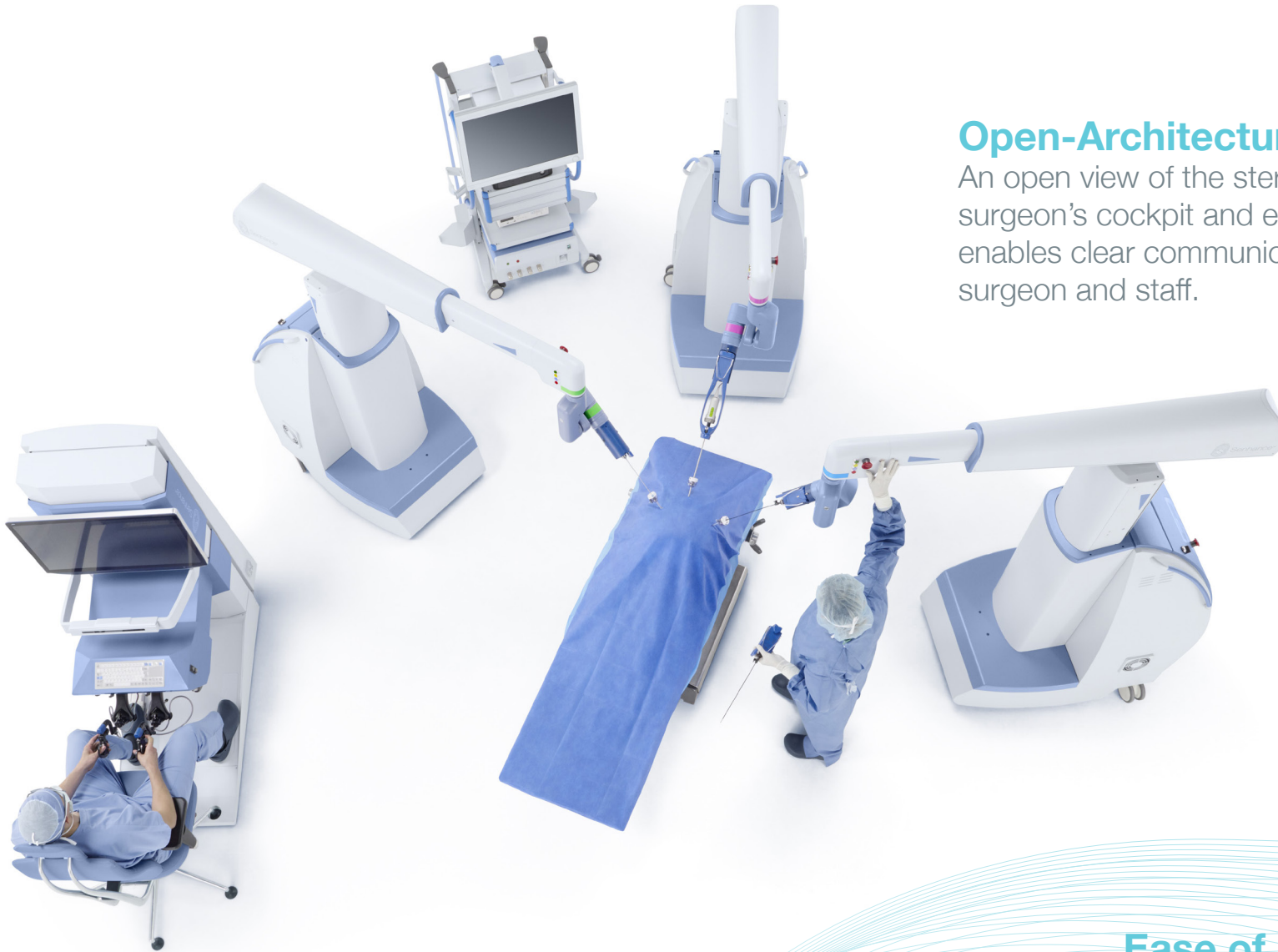
FIRST OF ITS KIND

Haptic Sensing

Senhance's innovative haptic sensing transmits forces sensed by the robotic instruments to the surgeon's hands during critical tasks such as suturing.



Clutch pedal allows the surgeon to pause instrument movement, and reposition to a more comfortable and ergonomic operating position at any time.



Open-Architecture Platform

An open view of the sterile field from the surgeon's cockpit and easy access to the patient enables clear communication between the surgeon and staff.

Ease of Use


Senhance is designed for ease of use by the surgical staff, making arm positioning and instrument exchanges fast and simple.

Advancing Robotic MIS

Responsible Economics

Senhance's broad offering of 3 mm, 5 mm and 10 mm **fully reusable instruments**, along with minimal disposables, creates a responsible per-procedure pricing model similar to that of traditional laparoscopy.

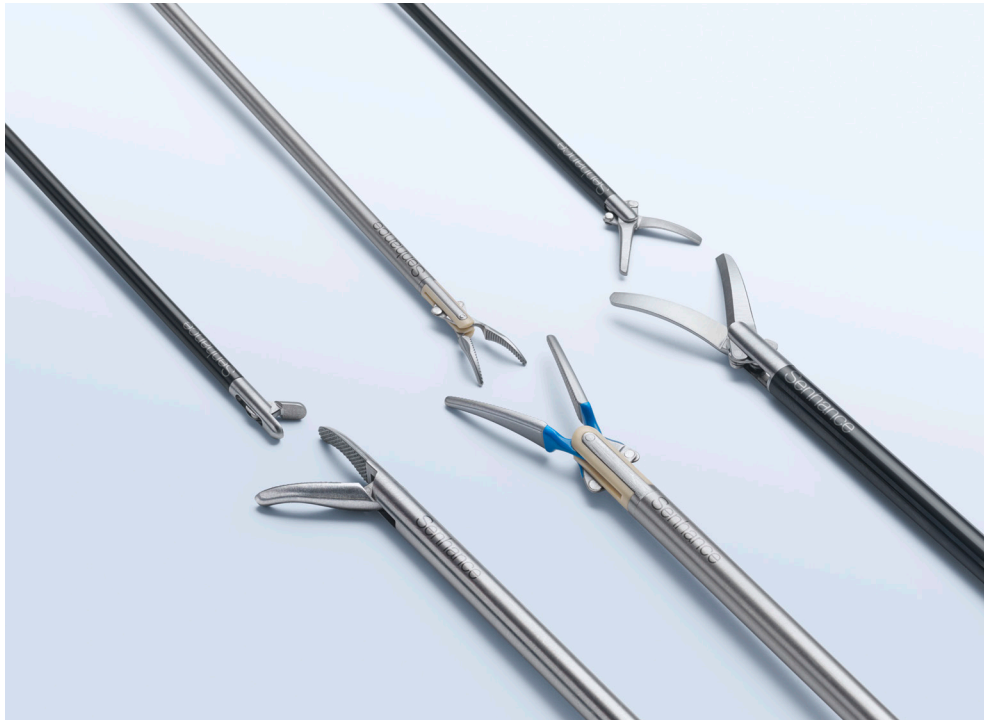
FIRST OF ITS KIND



FIRST OF ITS KIND

The only 3 mm instruments on a robotic platform

Senhance Microlaparoscopy



Fast, precise tissue dissection
and vessel sealing

**Senhance Ultrasonic Advanced Torsional
Energy**



Senhance[®] Surgical System

Eye trackers supplied by Tobii.

The Senhance System was developed under a license of the European Commission Joint Research Centre.

Products may not be available in all markets and indications for use vary by region.

Please visit www.asensus.com/indications-for-use or contact your local representative for information about your area.

© 2023 Asensus Surgical US, Inc. All rights reserved. Senhance is a registered trademark of Asensus Surgical US, Inc. The fingerprint logo is a registered trademark of Asensus Surgical US, Inc.

BRO-001-00045.010 – 09.2023



Maintain OR Efficiency



Senhance Digital Benefits



Maintain MIS Standards



Responsible Economics



www.Asensus.com

www.Senhance.com

orders@asensus.com

Asensus Surgical Europe S.à.R.L.
(Swiss Branch)